


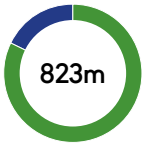
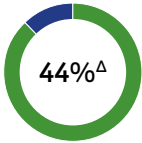
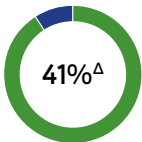


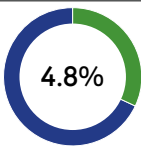



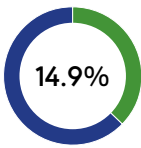
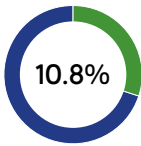
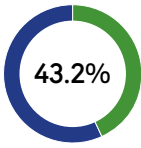
Performing against our 2030 targets¹

Target by 2030	Fiscal 22 progress	Progress to date	Commentary
Promote positive drinking			
Champion health literacy and tackle harm through DRINKiQ in every market where we live, work, source and sell (where it is legally permissible) SDG alignment: 3.4; 3.5; 17.16	Number of markets that have launched DRINKiQ 6	 21^Δ	Our enhanced DRINKiQ.com platform provides facts about alcohol, the effects of drinking on the mind and the body, and the impact of harmful drinking on individuals and society. This year we reached our 2030 target of launching DRINKiQ in every market where we live, work, source and sell, covering a total of 21 ^Δ markets, 73 countries and 23 languages. Going forward we aim to drive traffic to and engagement with this resource among adults above the legal purchase age.
Scale up our SMASHED partnership, and educate 10 million young people, parents, and teachers on the dangers of underage drinking SDG alignment: 3.5; 17.16	Number of people educated on the dangers of underage drinking through a Diageo supported education programme 607,374^Δ	 1.81m	SMASHED is our flagship underage drinking programme, developed in partnership with Collingwood Learning. It started as a live theatre-based education programme in 2005, and we developed a digital version, SMASHED Online, in 2021, which is now live in 23 countries. This year we further extended the global scale of the programme, implementing SMASHED Live in 15 countries and launching SMASHED Online in 18 countries. In total, SMASHED educated 607,374 ^Δ young people about the dangers of underage drinking, with survey data showing that 491,128 ^Δ confirmed changed attitudes on the dangers of underage drinking following participation in the programme. We've educated 1.81 million people since our baseline year of 2018.
Extend our UNITAR partnership and promote changes in attitudes to drink driving reaching five million people SDG alignment: 3.5; 3.6; 17.16	Number of people educated about the dangers of drink driving 500,415	 510,274	'Wrong Side of the Road' is our innovative anti-drink-drive experience, designed to change the attitudes of people to drink driving. Launched in 2021, the experience is live in 24 countries, reaching 500,415 people this year. 'Wrong Side of the Road' allows users to learn from former impaired drivers through pre-recorded videos to understand the effects of alcohol and driving, as well as the consequences of making the decision to drive while impaired. We have reached a total of 510,274 people with our programmes since 2020.
Leverage Diageo marketing and innovation to make moderation the norm - reaching one billion people with dedicated responsible drinking messaging SDG alignment: 3.5; 17.16	Number of people reached with responsible drinking messages from our brands 456 million	 823m	We reached 456 million people this year, reflecting significant progress towards our 2030 goal. Notable campaigns include the Captain Morgan anti-drink-drive campaign 'A mate doesn't let a mate drink drive' in Great Britain, developed in collaboration with Think!. In the United States, Crown Royal, Captain Morgan and Smirnoff had responsible drinking messaging and game activations throughout the National Football League (NFL) season. During the festive period we accelerated brand-led responsible drinking campaigns to reach more people. This year we also began to explore the role non-alcoholic products play in offering consumers more choice, thus helping them moderate their alcohol intake. We promoted our 0.0 non-alcoholic spirits to travellers across our Global Travel Channel. We'll use insights from our research into perceptions of non-alcoholic products to inform how we reach our 2030 goals to promote moderation.
Champion inclusion and diversity			
Champion gender diversity with an ambition to achieve 50% representation of women in leadership roles by 2030 ² SDG alignment: 5.5; 10.2; 10.4	Percentage of female leaders globally +2ppt	 44%^Δ	We want to continue to build our reputation as an inclusive employer committed to advancing efforts to achieve gender equality. Each of our markets has stretching multi-year inclusion and diversity plans, which include a focus on empowering women to flourish in all roles. This year 44% ^Δ of our leadership roles were held by women, up from 42% in 2021. Once again we've received external recognition - notably our fifth consecutive year in the Bloomberg Equality Index, where we see year-on-year positive shifts, and a number 14 ranking in the FTSE Women Leaders Review, recognising our commitment to improve the representation of females in Board and leadership roles.
Champion ethnic diversity with an ambition to increase representation of leaders from ethnically diverse backgrounds to 45% by 2030 ² SDG alignment: 10.2; 10.4	Percentage of ethnically diverse leaders globally +4ppt	 41%^Δ	Ethnicity is a global inclusion and diversity priority. We're deepening ethnic representation and diversity at every level of our business, with 41% of our leadership population, including our Executive Committee, identifying as being ethnically diverse, up from 37% in 2021. We collect voluntary ethnicity data in 64 countries where local legislation allows. Across these countries, 82% of employees at all levels have disclosed their ethnicity information confidentially, and within our leadership population, 96% have disclosed their ethnicity.
We will use our creative and media spend to support progressive voices, measuring and increasing the percentage spend year on year SDG alignment: 5.5; 5B; 10.2; 10.4	Measurement and evaluation framework under development		We partner with our advertising agencies to ensure our creative teams are as diverse as our consumers. We're in the fourth year of collecting insight about the make-up of our agency workforce. We commit media investment to platforms and with publishers that are working to make mainstream media both more diverse and more inclusive. For example, we have established a Progressive Programming strategy with Channel 4 in the United Kingdom, where we contextually support progressive content by picking our programming investment across linear TV and its on demand platform. We continue to make sure our advertising reaches a broad consumer base, including those living with disabilities. For example, Tusker Lager - a local jewel in East Africa - partnered with a media house that broadcasts exclusively in sign language to ensure the Tusker Milele campaign was translated to audiences during the Olympic Games.

1. All baselines for our 'Society 2030: Spirit of Progress' targets and ambitions are 2020, unless otherwise stated




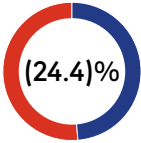
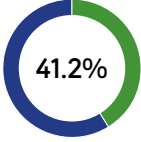
2. Statements on representation should be considered an ambition for Diageo, not a target

Δ Within PricewaterhouseCoopers LLP's (PwC) independent limited assurance scope. For further detail and the reporting methodologies, see our ESG Reporting Index.

Target by 2030	Fiscal 22 progress	Progress to date	Commentary
Champion inclusion and diversity (continued)			
Accelerate inclusion and diversity in our value chain, measuring and increasing the percentage of spend with Diageo suppliers from diverse-owned and disadvantaged businesses to 15% ¹ SDG alignment: 5.5; 5B; 10.2; 10.4	Percentage of spend with diverse-owned and disadvantaged businesses 4.8%		This year we launched our Supplier Diversity programme globally and announced an ambitious goal to increase the share of our global spend with diverse-owned and disadvantaged businesses to 15% by 2030. We have partnered with peer companies and advocacy organisations, as well as engaging our markets, to identify underrepresented groups at a regional level. We are confident that this will drive inclusion and diversity throughout our value chain - creating employment opportunities, economic advancement and greater representation in the marginalised communities of regions where we source. At the end of fiscal 21, we surveyed 1,500 suppliers, representing around 80% of our global spend, to establish a baseline of our diverse suppliers. We're using this baseline to track the progress of diverse spend across our business. We're proud that, in the first year of the programme, we have increased our spend with diverse businesses by more than 65% - and have been awarded gold by a panel of leading advocacy organisations in the Top Global Champion Awards for Supplier Diversity and Inclusion.
Provide business and hospitality skills to 200,000 people, increasing employability and improving livelihoods through Learning for Life (L4L) and our other skills programmes SDG alignment: 4.4; 8.1; 8.6 10.2; 17.16	Number of people reached through L4L and other skills programmes 22,230		This year we reached 22,230 people through our business and hospitality skills programmes. We continued to deliver L4L in person and online, working in partnership with our network of charities and training providers. We've engaged a specialist learning partner for social impact programmes to enhance our training materials, platforms, and measurement and evaluation of our skills programmes.
Through the Diageo Bar Academy we will deliver 1.5 million training sessions, providing skills and resources to help build a thriving hospitality sector that works for all SDG alignment: 4.4; 8.1; 8.6; 10.2; 17.16	Number of training sessions delivered through Diageo Bar Academy 190,383		We delivered over 190,000 skills training sessions to hospitality industry workers - owners, managers, bartenders and waiting staff - through Diageo Bar Academy (DBA) this year. DBA delivers a variety of courses, both online and in-person. This year, as pandemic restrictions eased, we returned to face-to-face training in addition to virtual training, allowing us to reach people at scale and with more intensive, hands-on learning experiences. We modified many of our courses to help address the unique challenges of the industry re-opening. DBA also supports the development of a more diverse and inclusive hospitality sector; we continue to increase the participation of women, and run women-only sessions in Africa and India. Our research this year showed that 84% of people surveyed said DBA presents a modern and progressive view of the bar community. In addition, 68% of women surveyed agreed that DBA actively supports the advancement of women in the industry.
Ensure 50% of beneficiaries from our community programmes are women, and that our community programmes are designed to enhance diversity and inclusion of underrepresented groups SDG alignment: 5.5; 5A	Percentage of beneficiaries of our community programmes who are women 64%		This year 64% of beneficiaries of our L4L programme were women, up from 51% last year. We have now defined our approach to ensuring women are proportionately represented in our community water and smallholder farmer programmes, which we'll start implementing next year with the support of our global NGO partners WaterAid and CARE International UK. L4L is gender inclusive by design, which means we put in place measures that reduce barriers to women accessing the skills, resources and opportunities we provide. For example, we offer training at times of the day that don't clash with childcare responsibilities, and also make it available online and on-demand. This year we conducted research to understand the barriers to ethnic minorities in hospitality, which led us to update L4L. The programme is also partnering with the Diageo Bar Academy to tackle barriers through training, communications and customer partnerships - helping to create an inclusive and thriving hospitality industry that works for all.
Pioneer grain-to-glass sustainability: Preserve water for life			
Reduce water use in our operations with a 40% improvement in water use efficiency in water-stressed areas and 30% improvement across the company SDG alignment: 6.4; 17.16	Percentage improvement in litres of water used per litre of packaged product 7.8% in water-stressed areas		Across the company, we delivered a 3.7% ^Δ improvement in water efficiency this year and, cumulatively, water-use rates have improved by 10.8% versus our 2020 baseline. In water-stressed areas, water efficiency improved by 7.8% and 14.9% versus our 2020 baseline. In addition, the volume of water we recycled or reused in our own production ancillary processes was 1,132,367m ³ , representing 6.5% of total water withdrawals. Our Africa region's water stewardship work has been particularly impressive. Alongside three existing facilities in Kenya and Uganda, we began delivering water efficiency improvements at our site in Lagos, Nigeria through a water recovery and recycling facility. This year we used 21,896m ³ of water for agricultural purposes on land under our operational control. We report this separately from water used in our direct operations and do not include it in our water efficiency calculations.
	3.7%^Δ across the company		
Replenish more water than we use for our operations for all of our sites in water-stressed areas by 2026 SDG alignment: 6.1; 6.2; 6.6; 6B; 15.1	Percentage of water replenished in water-stressed areas 15.3%		Our water replenishment programme had a strong year in India, where we completed 10 projects across 12 villages. This helped us to exceed our target for the year, completing, in total, 34 projects in 10 countries - and generating the annual capacity to replenish 1,058,822m ^{3Δ} of water. This represents 15.3% of our target for 2026 and, cumulatively (fiscal 16 to fiscal 22), represents replenishing 43.2% of our estimated fiscal 26 volume. This year, replenishment projects in water-stressed catchments where we operate or where we source raw materials included tree planting in Kenya; access to clean water and sanitation in Ghana, Uganda and Nigeria; aquifer recharge in India; and drip irrigation in Turkey and Seychelles.

1. Statements on representation should be considered an ambition for Diageo, not a target

Δ Within PricewaterhouseCoopers LLP's (PwC) independent limited assurance scope. For further detail and the reporting methodologies, see our ESG Reporting Index

Target by 2030	Fiscal 22 progress	Progress to date	Commentary
Pioneer grain-to-glass sustainability: Preserve water for life (continued)			
Invest in improving access to clean water, sanitation, and hygiene (WASH) in communities near our sites and local sourcing areas in all of our water-stressed markets SDG alignment: 6.1; 6.2; 6.6; 6A; 6B; 15.1; 17.16	Percentage of water-stressed markets with investment in WASH 88.9%^Δ		The continuing pandemic makes it especially important for implementing WASH projects in vulnerable communities. As part of our replenishment programme we completed 22 WASH projects in eight countries: Brazil, India, Nigeria, Ghana, Uganda, Kenya, Tanzania and South Africa. In total, 135,800 people benefitted from these WASH projects this year. We have now implemented WASH projects in eight of the nine water-stressed markets (countries) where lack of access to clean drinking water and sanitation is a risk.
Engage in collective action in all of our priority water basins to improve water accessibility, availability and quality and contribute to a net positive water impact SDG alignment: 6.1; 6.2; 6.5; 6.6; 6A; 6B; 15.1; 17.16	Percentage of priority water basins with collective action participation 33.3%		Our structured collective action programme is fundamental to improving water security in our priority water basins, and how we're adapting to climate change. Last year we identified priority water basins in four regions where we operate, based on water risk and strategic importance to our business. This year we engaged in collective action initiatives in another two priority basins in India (in the Ganges basin) and Kenya (in the Upper Tana basin), which means in total we're participating in four initiatives in four of our 12 ¹ priority water basins.
Pioneer grain-to-glass sustainability: Accelerate to a low-carbon world			
Become net zero carbon in our direct operations (Scopes 1 and 2) ^{2,3} SDG alignment: 7.2; 7.3; 12.6; 13.3	Percentage reduction in absolute GHG (ktCO ₂ e) 5.3%^Δ		This year we reduced GHG emissions by 5.3% ^Δ , building on our 2021 achievement of a 4.0% ⁴ reduction in absolute emissions. This emissions reduction was despite a year-on-year increase of 9.6% in packaged volume and 6.7% in distilled volume. GHG emission reductions were driven by continuous improvement projects and an increase in the use of certificate-backed renewable gas at production sites in the United Kingdom and Canada. Our facilities in Uganda and Kenya are in the final stage of commissioning new biomass facilities, which will be operational in early fiscal 23. The expected annual carbon saving is approximately 40,000-50,000 tonnes GHG. We continue to identify the right technologies to support our decarbonisation journey across our global portfolio of sites. Given the varying maturity of renewable infrastructure across our markets, and the time it takes to build and commission large decarbonisation assets, we acknowledge the acceleration needed to deliver these projects in time for 2030. Using a location-based calculation approach ⁵ , this year our total direct and indirect carbon emissions were 712,260 ^Δ tonnes (2021 - 675,243 tonnes), comprising direct emissions (Scope 1) of 554,476 tonnes (2021 - 536,963 tonnes) and indirect (Scope 2) emissions of 157,784 tonnes (2021 - 138,280 tonnes). The intensity ratio for this year was 168 ^Δ grams per litre packaged (2021 - 175 grams per litre packaged). ⁵
Reduce our value chain (Scope 3) carbon emissions by 50% ^{2,3} SDG alignment: 7.2; 7.3; 7A; 12.6; 13.3; 17.16	Percentage reduction in absolute GHG (ktCO ₂ e) (4.7)%		Our target of reducing Scope 3 emissions by 50% by 2030 and achieving a net zero value chain by 2050 or sooner led to a comprehensive review of our total value chain footprint and associated emissions last year. We reset our baseline, incorporating additional categories of upstream and downstream Scope 3 emissions ⁶ . This year, our Scope 3 emissions increased by 4.7%. This was mainly due to increased production and the associated increased use of raw materials, packaging, third-party operations and neutral-spirit sourcing. We recognise that this target is challenging given the complexities of enabling impactful change up and down the value chain, and that we will not meet our target unless we work closely with suppliers, peers and others.
Use 100% renewable energy across all our direct operations SDG alignment: 7.2; 7A; 17.16	Percentage of renewable energy across our direct operations +4.6ppt		Renewable energy represented 41.2% of our total energy use this year, up 4.6ppt on last year. This was driven by increases in our use of both renewable electricity and renewable fuel and heat. As a signatory to RE100, we aim to source 100% of our electricity from renewable sources by 2030. This year, 100% of our electricity came from renewable sources in the UK, Europe, Turkey and South Africa, and overall we achieved 83% (2021 - 66.4%), exceeding our interim 2025 target of 50% renewable electricity. This included sources such as solar, wind, hydro, geothermal and biomass, generated on site and off site. Our overall increase this year was due to the opening of a new distillery in Lebanon, North America, which is entirely powered by renewable electricity; moving to renewable-backed electricity supplies at our sites in Nigeria and Ghana; our operations in India and Indonesia now sourcing more than 95% of their total energy from renewable sources; and our new London head office being powered by 100% zero emission renewable energy. We are also continuing to invest in renewable electricity generation capacity, creating 'additionality', which means we can add renewable energy generation to the grid, and we have broken ground at our Leven packaging site in Scotland, where we're in the process of installing 9,000 solar PV panels, approximately 4.1MW of additional generation capacity.

1. Due to the sale of our Ethiopia business in fiscal 22, we now have 12 rather than 13 priority water basins

2. In line with our environmental reporting methodologies and the WRI/WBCSD GHG Protocol, baseline data for fiscal 20 and performance data for fiscal 21 have been restated to account for acquisitions and divestments. Our reporting methodologies in the ESG Reporting Index outline how data has been compiled, including standards and assumptions used

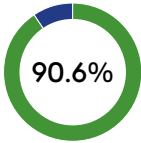

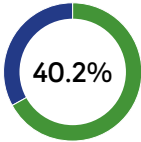

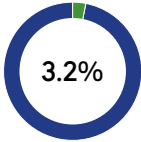
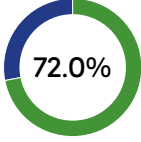


3. Our targets to achieve net zero by 2030 in Scope 1 and 2 emissions, and our near-term Scope 3 target of 50% emissions reduction by 2030, were independently validated and approved by the Science Based Targets initiative in September 2021

4. The sale of our Ethiopia business in fiscal 22 means that our emissions reductions for fiscal 21 have been restated, changing from a 5.1% decrease in GHG emissions to a 4.0% decrease

5. Please refer to our reporting methodologies in the ESG Reporting Index for more information on how we calculate location-based versus market-based emissions

6. A comprehensive review of Scope 3 categories has decreased the fiscal 20 baseline to 4.6MtCO₂e

Δ Within PricewaterhouseCoopers LLP's (PwC) independent limited assurance scope. For further detail and the reporting methodologies, see our ESG Reporting Index

Target by 2030	Fiscal 22 progress	Progress to date	Commentary
Pioneer grain-to-glass sustainability: Become sustainable by design			
Achieve zero waste in our direct operations and zero waste to landfill in our supply chain SDG alignment: 12.5; 12.6	Percentage reduction in total waste to landfill in our direct operations (tonnes) (265)%^Δ	 90.6%	The total volume of waste diverted to landfill this year increased by 265% - to 168 tonnes (fiscal 21 - 46 tonnes) - equivalent to 0.02% of all waste, co-products and by-products generated in our operations. At one of our facilities in Australia, waste material was incorrectly diverted to landfill by a third-party contractor. This issue was the principal cause of the year-on-year increase, and we are now working to address it with the contractor. Despite the increase, our performance remains within the de minimis threshold for zero waste and represents a 90.6% reduction on waste diverted to landfill since our fiscal 20 baseline. We continue to focus on and work hard to maintain zero waste to landfill ¹ at all our supply and office sites through ongoing segregation of materials and close collaboration with our partners. Turning to our supply chain, we also launched a global point-of-sale (POS) request for proposal this year, focused on delivering our 2030 objectives and making a shift in the industry. This should reduce the POS material we create and deliver a step change in how we reduce the potential for landfill in our supply chain.
Continue our work to reduce total packaging and increase recycled content in our packaging (delivering a 10% reduction in packaging weight and increasing the percentage recycled content of our packaging to 60%) SDG alignment: 12.5; 12.6	Percentage reduction of total packaging (by weight) (16.2)%	 (20.5)%	In fiscal 22, packaging volume and weight increased because our global sales grew. Nonetheless we remain committed to our targets. As part of our Diageo Sustainable Solutions programme, we're partnering with EXXERGY and Ardagh Group to pilot a glass coating that has the potential to 'light-weight' our bottles without compromising strength or shape - an industry first. We have also launched a programme to remove cardboard gift boxes from our premium scotch portfolio, on brands such as Johnnie Walker Black Label. In North America, we redesigned our corrugate cases, saving around 82 tonnes of corrugate a year - one example of the incremental improvements that we're planning to roll out.
	Percentage of recycled content (by weight) (2.6)ppt	 40.2%	While we have made some positive changes in our portfolio, our percentage of recycled content is down 2.6ppt to 40.2% because of a lack of available post-consumer materials. Global material recovery rates and recycling centres have not yet returned to their pre-Covid-19 operating levels, which has affected how much recycled content is available to our supply chain. We have a number of projects in the pipeline for fiscal 23 to help us address this issue.
Ensure 100% of our packaging is widely recyclable (or reusable/compostable) SDG alignment: 12.2; 12.6	Percentage of packaging recyclable (by weight) 99.9% (Technically recyclable)	 99.9%	This year 99.9% of our packaging was recyclable using the definition we've applied historically - that is, technically recyclable. The remaining non-recyclable components are currently not replaceable, although we continue to explore alternatives. We're working to create a universal definition of recyclable across the many markets we operate in. We are following changing global legislation closely and, in fiscal 23, will define a new approach to measuring recyclability that takes into account local practices and recycling systems in some of our largest markets.
Achieve 40% average recycled content in our plastic bottles by 2025 (and 100% by 2030) ² SDG alignment: 12.5; 12.6	Percentage of recycled content/percentage of plastics used (2.2)ppt	 3.2%	While our sales volumes have increased, our overall percentage of PET used - 1.3% of our total packaging materials mix - has remained broadly constant. However, this year the percentage of recycled content in our PET bottles reduced to 3.2% (fiscal 21 - 5.4%). We are partnering with our suppliers to improve and are conducting sampling trials in Great Britain and North America with bottles that contain 30%, 50% and 100% recycled PET, across multiple brands and formats.
Ensure 100% of our plastics is designed to be widely recyclable (or reusable/compostable) by 2025 ² SDG alignment: 12.5; 12.6	Percentage of recyclable (or reusable/compostable)/percentage of plastic used +5.2ppt	 72.0%	We're encouraged by the improvement in recyclability of our plastics - now at 72% - which is an increase of 5.2ppt on last year. This is primarily due to the discontinuation of single-use plastics in certain markets, and an increase in the use of widely recyclable plastics versus other plastic types. In Ghana, we partnered with local authorities, investing in plastic buyback centres. Five centres were established this year, helping to build a local circular economy for plastic recycling - and they have already helped to recover 46 tonnes of plastic.
Provide all of our local sourcing communities with agricultural skills and resources, building economic and environmental resilience (supporting 150,000 smallholder farmers) SDG alignment: 2.3; 2.4; 8.3; 12.2; 12.3	Number of smallholder farmers in our supply chain supported by our smallholder farmer programme focused on improving economic, environmental and social resilience 4,660	 4,660	In this first year of reporting quantitatively against this target, we supported 4,660 smallholder farmers through our programme, which focuses on improving their economic, environmental and social resilience. We do this by offering agricultural training and providing farming essentials, such as fertilisers and certified high-quality seeds. Where low yields and issues with quality significantly affect a smallholder farmer's income, we work with our suppliers, technical partners and research organisations to build more resilient local supply chains. In Kenya and Ghana, for example, we're conducting on-farm trials to develop more climate-resilient and higher-yielding sorghum varieties adapted to Kenya and Ghana, as well as investing in more research and development.
Develop regenerative agriculture pilot programmes in five key sourcing landscapes SDG alignment: 15.2; 15.3; 15.5; 15A; 17.16	Number of regenerative agriculture pilot programmes active 1	 1	During fiscal 22, we launched one regenerative agriculture pilot programme. Our brand Guinness is working in Ireland with farmers of barley, one of our most important ingredients. The pilot is based on an approach to farming that works in harmony with nature. We expect this three-year farm-based programme to reveal opportunities to reduce our carbon emissions in barley production, alongside other benefits including enhanced biodiversity and soil health. We continue to develop roadmaps identifying where and how we can support more regenerative agriculture programmes in other parts of our agricultural supply chain. We're committed to partnerships with farmers to help them implement regenerative projects that test new farming approaches and practices, measure impacts and learnings.

1. Please refer to the reporting methodologies in our ESG Reporting Index for more information on how data has been compiled, including standards and assumptions used

2. Targets were introduced in 2018

Δ Within PricewaterhouseCoopers LLP's (PwC) independent limited assurance scope. For further detail and the reporting methodologies, see our ESG Reporting Index

DIAGEO

Celebrating life,
every day, everywhere

Diageo plc

16 Great Marlborough Street
London
W1F 7HS

United Kingdom

T: +44 (0) 20 7947 9100

www.diageo.com

Registered in England
No. 23307

DRINKIQ

© 2022 Diageo plc. All rights reserved. All brands mentioned in this Annual Report are trademarks and are registered and/or otherwise protected in accordance with applicable law.