




Indexed World Equity Fund (Partially Hedged)

Information is correct at 28 February 2023

FUND FACTS

	Objective	To perform in line with the underlying equity market indices which the fund tracks
	Investment Style	Indexed
	Size	220.6 million

RISK LEVEL

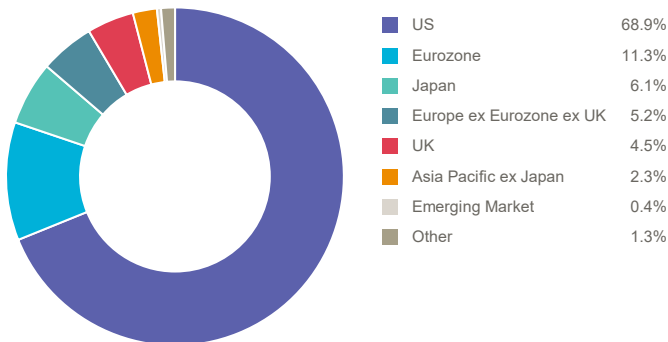
1	2	3	4	5	6	7
LOW RISK		MEDIUM RISK			HIGH RISK	

FUND DESCRIPTION

The fund seeks to track the following equity market indices: 60% in MSCI World Equity Fund and 40% in MSCI World Equity (Euro Hedged) Fund. The stock selection is achieved by matching the relevant index, meaning we replicate the weighting each stock represents within the relevant market index. The aim is to eliminate the risk of investing with any one investment manager who underperforms the market. This is a very high risk fund which can have a very high level of volatility. Therefore it may not be suitable for investors who have less than 13 years to retirement.

Warning: If you invest in this product you may lose some or all of the money you invest.

SHARE REGIONAL DISTRIBUTION



SHARE SECTOR DISTRIBUTION

SECTOR	% of FUND
Information Technology	21.5%
Financials	14.6%
Health Care	13.0%
Consumer Discretionary	12.0%
Industrials	10.4%
Communication Services	6.4%
Consumer Staples	6.4%
Energy	5.4%
Materials	4.5%
Other	5.8%

TOP TEN SHARE HOLDINGS

STOCK NAME	% of FUND
APPLE INC	4.6%
MICROSOFT CORP	3.4%
ALPHABET INC	2.0%
AMAZON.COM INC	1.7%
NVIDIA CORP	1.1%
TESLA INC	1.0%
EXXON MOBIL CORP	0.9%
UNITEDHEALTH GROUP INC	0.9%
JP MORGAN CHASE & COMPANY	0.8%
JOHNSON & JOHNSON	0.8%

The assets in this fund may be used for the purposes of securities lending in order to earn an additional return for the fund. While securities lending increases the level of risk within the fund it also provides an opportunity to increase the investment return. Non euro currency exposures may be fully or partly hedged back to euro to reduce foreign currency risk.

This fund is provided by Irish Life Assurance plc and is managed by Irish Life Investment Managers Limited.

Warning: This fund may be affected by changes in currency exchange rates.

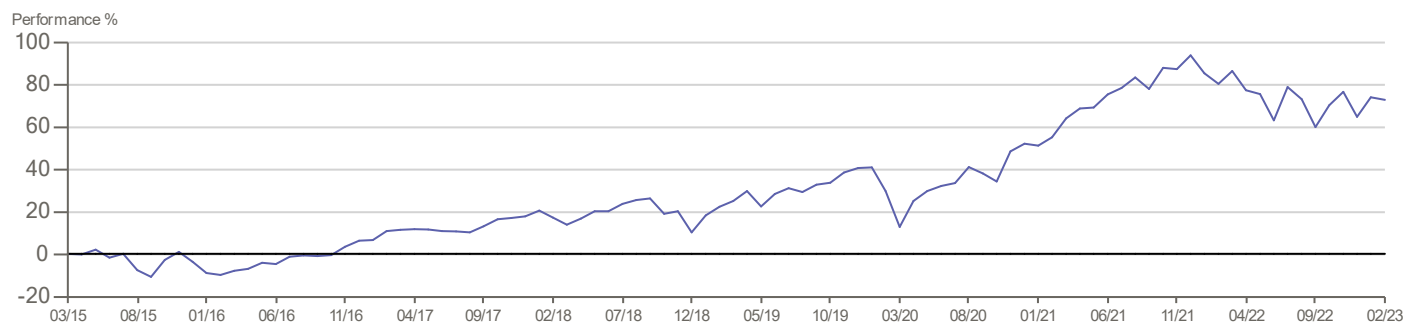
CALENDAR YEAR RETURN

	2017	2018	2019	2020	2021	2022	YTD
Fund	10.85%	-6.38%	27.55%	8.20%	27.54%	-15.03%	4.86%
Benchmark	11.18%	-6.23%	27.83%	8.54%	27.92%	-14.80%	4.89%

PERFORMANCE AS AT 28/02/2023

	1 Month	3 Month	1 Year	3 Year p.a.	5 Year p.a.	Since Launch p.a.
Fund	-0.75%	-2.16%	-4.22%	10.03%	8.09%	7.14%
Benchmark	-0.72%	-2.09%	-3.94%	10.35%	8.37%	7.89%

CUMULATIVE PERFORMANCE



Fund returns are quoted before taxes and after a standard annual management charge of 0.50%. Annual fund management charges are calculated and deducted based on the offer price of the fund. The unit price and value of the fund are always quoted after an allowance has been made for the fund management charge. There is no Bid/Offer spread.

Launch Date (for the series used in the above performance illustration) = 26 Mar 2015; YTD = year to date; p.a. = per annum

Source: Irish Life Investment Managers

Benchmark: The standard against which the performance of the fund is measured. It typically includes market indices or weighted combinations of these as appropriate.

Warning: Past performance is not a reliable guide to future performance.

Warning: The value of your investment may go down as well as up.

Irish Life Investment Managers are recognised internationally for their expertise, innovation and track record:
 -INVESTMENT MANAGER OF THE YEAR Irish Pensions Awards 2022
 -Irish Life Corporate Business won the Irish Pension Scheme of the Year award for the EMPOWER Master Trust 2022
 -EXCELLENCE IN DC AWARDS Irish Pensions Awards 2020 and 2021

To find out more about our fund range and to view the latest market and fund manager updates please visit:
<http://www.irishlifecorporatebusiness.ie>

Irish Life Assurance p.l.c. is regulated by the Central Bank of Ireland.
 Irish Life Investment Managers Limited is regulated by the Central Bank of Ireland.
 IMW-NET-0223

